



Your Perfect Wood Floor & More



v4woodflooring.co.uk

Discover your perfect wood floor & more...


Welcome the V4 Wood Flooring catalogue where we invite you to explore our collections of sustainably sourced, quality wood floors.

This year as part of reducing our impact on the environment, rather than printing several different versions for our residential and commercial customers, we have published just one carbon neutral edition.

The catalogue is divided into two main collections, the first is **V4 Wood Flooring®**, home to our extensive range of UK stocked wood floors. We are proud to include two new ranges that lead the way in wood flooring sustainability, with **Cortejo Luxury Cork Flooring** and **Bjelin Hardened Wood Flooring**. All the products in the V4 Wood Flooring collection are ready for immediate delivery (subject to stock availability) and can be seen and ordered in our partner showrooms across the UK and Ireland.

The second main collection included this year is **V4 Bespoke**, a carefully curated selection of the finest crafted wood floors which are produced in specialist mills across England and Europe. Made to order these floors are only available to see on our website and in our Surrey Design Centre at V4 Wood Flooring.

We hope you will enjoy this edition and share with family, friends and colleagues alike.



So whether you are looking to complete your dream home, or create a beautiful and practical flooring solution for a commercial project, we believe we can help you find the right wood floor for your space.



Explore...

9. Choosing Your Perfect Wood Floor

Selecting the right floor for your space is an important decision, so we've put together some useful information to help you decide what will best suit your needs.

16. V4 Wood Flooring®

Explore our extensive range of real wood floors that will bring warmth and beauty to every room of your home.

50. V4 Bespoke

Produced with our partners across Europe, these floors are made to order to meet your design specification.

78. V4 Accessories & More

We specialise in the supply of everything required to install the perfect wood floor and more...

91. Support

Wood floors offer natural durability and when properly cared for, will last for generations. Our useful tips will prepare you for your flooring delivery and installation and help you get the most from your wooden floors.

You will also find useful information on how to buy V4 Wood Flooring for your home or commercial project.

V4 Wood Flooring Collections

18. Deco

Design choices are made simple with matching plank and parquet floors.

24. Driftwood

Hardwood floors finished with simple elegance with a glueless 5G lock for fast installation.

28. Heritage

Natural oak boards hand finished by artisans in the heart of England.

30. Alpine

Well proportioned and classically finished oak planks provide a perfect and timeless element to any design.

34. Tundra

A collection with subtle finishes inspired by the natural wilderness and applied across three different formats.

38. Bjelin Hardened Wood Floors

This real wood floor combines natural beauty and unrivalled durability with next-level sustainability.

42. Bjelin 5G Climb

Turn our Hardened Wood Flooring into walls with this simple 5G clip system.

44. Cortejo Luxury Cork Flooring

A sustainable cork flooring solution, with a remarkable negative carbon footprint.

48. Natureffect Laminate

Gives a natural wood sensation with unrivalled durability, perfect for everyday living.

V4 Accessories & More...

80. V4Magnetic

With this magnetic bonding system our wood floors can be fixed in place without adhesive.

82. Strip Wall

Create architectural spaces with our sustainable real wood veneer cladding.

84. Matching Profiles

Our matching profiles offer the perfect finish to your design.

86. Installation Essentials

Everything you need to complete your perfect installation.

88. Wood Floor Care

A selection of recommended floor care products that make wood floor care simple.

V4 Bespoke

Collections

Product Icons

Your will notice these icons throughout the catalogue, which show you the key characteristics of each collection at a glance.



Lacquer Finish



Oil Finish



Wear Rating



Suitable For Under Floor Heating



Floated Installation On Underlay



Direct Fixed With Adhesive



Micro-Bevelled On 4 Sides



Tongue & Groove Fitting



Lock System Fitting

52. Equilibrium

Perfectly balanced flooring on an impressive scale can be produced to any size with a top and base layer of the same thick oak.

54. Vestige Reclaimed

Engineered boards made from reclaimed oak floorboards, beams, posts and trusses salvaged from disused European buildings.

56. Baroque Design

Decorative panels, including the classic Versailles pattern and many more, reimaged for both classic and contemporary spaces.

58. European Boutique

With colours inspired by the artist's palette, expertly applied over four collections, each with their own distinctive aesthetic.

64. Impressions

Weathered floorboards with a unique vintage aesthetic, made with aged French oak.

66. Aurora

Engineered boards, handmade in the Netherlands with rich textural surfaces created with artisanal wood finishing techniques.

68. Heritage Bespoke

European oak boards, finished to order by skilled craftsmen in the heart of England.

70. Seascapes

Generously proportioned oak floors, hand finished in the UK with intricate finishes, inspired by the wild coastline that surrounds us.

74. Linia Eco

An even more sustainable way to engineer hardwood flooring. Micro oak top layers, finished with durable flexible lacquer.

76. Tessellation

Bespoke-made decorative floor panels and parquetry to inspire your imagination.

Bring nature inside with our responsibly sourced wood floors

V4 has always taken an environmentally friendly approach to wood flooring, using only sustainably sourced timber. This means choosing V4 is not only a great choice for yourself or your project, but also the planet.

For over 20 years we have built a reputation in the flooring industry as providers of quality wood floors made with responsibly sourced timber and it is a reputation we are proud of.

With this in mind, we have always made sure that all of our wood floors are produced only with wood felled or harvested from well managed forests, with FSC®, PEFC® or UKTR certification.



Look out for the FSC® and
PEFC® logos on certified products.



Scan here and find out more about how we design and source our wood floors to reduce our impact on the environment.

12:05



Enjoy Our Interactive Brochure

Each floor in this brochure has a unique QR code so you can quickly link to the right page on our website for detailed information.

Using the camera on your smartphone, simply scan a floor's QR code for instant access to the relevant page on our website. There you can learn more about each floor, browse image galleries and photo case studies, use our Room Visualiser to picture the floor in your own space, order free samples, and find your nearest showroom.

AA



v4woodflooring.co.uk





Choosing Your Perfect Wood Floor

Selecting the right floor for your space is an important decision, so we've put together some useful information to help you decide what will best suit your needs.

We have a wide range of wood flooring options with different styles, formats, surfaces and finishes to suit any application. Our floors are engineered with precision to work in any space.

Choosing Format

We have many formats ranging from single-strip planks to intricate parquet designs, such as herringbone, chevron and design panels. All our floors are engineered with precision to work in any space.



Plank

Plank or one strip floors are available in many different widths and lengths and are often bevel edged to visually define each board.

Installation

Engineered planks offer the quickest installation and can be installed by laying (floating) on an appropriate high density underlay or by fully bonding to the subfloor with flexible wood floor adhesive. When floating a floor, T&G joints should be bonded with PVAC adhesive.



Herringbone

Unlike traditional parquet blocks that are installed in lefts and rights, our universal blocks offer more versatility, and can be installed in a variety of patterns. The Deco Parquet range has universal blocks which can be used to make different patterns.

Installation

Herringbone parquet flooring should be fully bonded to a correctly prepared subfloor with a flexible wood floor adhesive. PVAC Adhesive should not be used on the joints. Herringbone floors are multi-directional and installation is more complex so can take more time to plan and set out than plank floors.





**Chevron**

Usually fitted with left and right blocks to form the distinctive unbroken chevron pattern with a 45 degree angle which is also known as French herringbone.

Installation

Chevron parquet flooring should be fully bonded to a correctly prepared sub floor with a flexible wood floor adhesive. PVAC Adhesive should not be used on the joints. Installation is more complex so can take more time to plan and set out than plank floors.

**Design Panel**

Traditionally these are square panels but with modern milling techniques we have a wide range of Geometric shapes on offer.

Installation

Design panels can be tongue and grooved and sometimes just grooved so that false tongues are needed to complete the T&G joint. Panels should be fully bonded to a correctly prepared subfloor with a flexible wood floor adhesive.




Choosing Finish

Oiled or lacquered?

Our engineered wood floors are expertly finished with natural oil or lacquer. Both create beautiful and durable surfaces, perfect for most interior spaces. Each finish has distinctive qualities and characteristics which may better suit your requirements.



Use the comparison chart below to see which surface is best for your project

 Oiled Wood Floors	 Lacquered Wood Floors
Finish Oil is buffed into the timber surface to saturate into the wood grain. Once cured, the oil hardens, forming a natural barrier against general wear, water, spills and staining.	Finish Lacquer is applied in multiple coats to form a protective film on the surface of the timber, which is a very effective barrier against general wear, water, spills and staining.
Aesthetic Oiled wood floors have a natural matt appearance with a tactile surface that can be buffed to form a sheen. Pure oil adds a rich, warm lustre to wood grain, and pigments can be added to create many different colours and effects.	Aesthetic Lacquered floors can have various levels of sheen, from gloss to matt, for a natural appearance. Extremely smooth natural finishes can be achieved on sanded timber whilst textured and stained surfaces can also be coated and enhanced.
Cleaning Floors can be regularly swept and vacuum cleaned with a parquet setting to remove abrasive dust and surface dirt. Wipe up food and drink spills as they occur. Regular wet cleaning should be carried out weekly or less using a pH neutral oiled wood floor soap with a spray mop or well wrung mop and bucket.	Cleaning Floors can be regularly swept and vacuum cleaned with a parquet setting to remove abrasive dust and surface dirt. Wipe up food and drink spills as they occur. Regular wet cleaning should be carried out weekly or less using a pH neutral wood floor soap with a spray mop or well wrung mop and bucket.
Scratches & Repair Minor scratches will blend into the grain texture and will not affect the floor's durability as the oil still permeates the surface of the timber. Oil is simply buffed into damaged or repaired areas, to seal and blend into the surrounding floor whilst water marks, dark tannin stains and grease spots can often be eliminated with stain removing products.	Scratches & Repair Most scratches will not penetrate through the tough lacquer coats to bare wood, thus maintaining durability. A refresher or polish can be applied to fill in and smooth minor scratches, whilst spot repairs are best carried out by floor finishing professionals with experience in sanding and lacquer application.
Maintenance Oiled floors can be rejuvenated with an intensive clean, followed by an application of maintenance oil. Whilst this does not remove any surface damage, it will renew the durability and performance of a floor. Oil maintenance should be carried out periodically in regular intervals depending on the usage, see our website for detailed oil maintenance advice.	Maintenance Lacquered floors can be sanded and resealed and completely resurfaced. Existing lacquer is lightly sanded (keyed) and new coats of lacquer are applied. If floors are fully bonded to the subfloor, a more even sanding can be achieved so that very little surface is removed allowing for multiple resurfacing.

Choosing Grade

Only the finest European timber is selected for our hardwood floors. Each piece is grown in nature and therefore unique and selected for its natural beauty. Find out more about the different characteristics below.



Select/ Nature Grade - AB

Planks are selected to give grain and colour variation. There can be a small amount of light sapwood around the edge of the board. Small sound knots and smaller filled knots also add to the natural effect.



Mixed Grade - ABC

Popular in species such as walnut. This grade displays more variation in grain and colour with larger sound & filled knots with more sapwood well distributed. Small filled cracks and dark streaks are also apparent.




Rustic Grade - CD

More economical timber selection allows for more grain and colour variation with contrasting sapwood, large sound knots and more filled knots, well distributed. Small filled cracks, end checks and dark streaks are also apparent.



Choosing Surface

The V4 Collection is comprised of many different finishes ranging from precision machined smooth sanding and modern staining processes, to the hand rendered distressing and scraping, done by skilled carpenters using traditional tools with centuries-old techniques. Each process gives a board its individual characteristic.




Smooth

The surface is sanded or planed flat. When this surface is oil-finished the grain will be slightly raised giving a slight texture, whereas lacquer will make it completely smooth to touch.




Brushed

A steel brush removes the soft grain from the surface layer creating a textured surface that enhances the beauty of the natural grain. This also allows for some interesting applications of colour.




Stained

Stain is applied by rollers and buffed in to penetrate the top surface of the board and then sealed with either oil or lacquer, resulting in extra emphasis of the natural figure of the wood.




Unfinished

This is a surface that has been milled and sanded smooth and any knot holes or blemishes have been filled, but the surface has not been sealed with lacquer or oil.



Bevel Edged

Most floors have a bevel edge on four or two sides of the surface. This is usually a 1-2 mm diagonal edge which helps distinguish the planks and adds character to the floor.




Smoked / Fumed

Timber is stored in chambers and exposed to processes that darken and enrich the natural wood colours. This is ideal for designers where rich tonal variety is preferred.



Hand Scraped / Hand Planed

This process can only be done by hand using traditional tools to scrape out the soft grain following the natural contour of the wood. The result is a gently undulating smooth surface.



Embossed / Deep Brushed

The soft grain is removed with up to 6 steel brushes, each one with less intensity to remove any rough edges or splinters. The result is a deep textured grain.



Thermo Treated

This is a chemical-free treatment that literally darkens the timber with heat. Oak is placed in a chamber kiln and gradually heated while steam is applied to keep the timber from drying out.




Cross Sawn

Random saw marks are made across the grain adding extra texture to the surface in order to replicate floors of old. The result is a beautifully tactile wood floor.



Distressed

Various methods are used to give the wood an aged, well used appearance, also that of a board milled using rudimentary rustic tools. The skill is in making the distressing look natural.



Edge Distressed

The edges of the top layer are distressed using hand tools to form cuts and dents that give the appearance of an aged plank.






V4 Wood Flooring®

Explore our extensive range of real wood floors that will bring warmth and beauty to every room of your home.

Welcome to our collection of engineered boards designed, milled and precision-crafted with strong layered wood bases that support luxurious top layers of sustainably sourced European oak and various natural hardwoods. Each collection has a unique selection of surface finishes with natural tones and colours, designed to complement any interior space.

The V4 Wood Flooring collection is available to see on our website where you can order free samples and find your nearest showroom.



Shore Drift Oak Plank & Parquet



Frozen Umber Parquet



Frozen Umber Plank



Brushed Matt Oak Parquet & Plank

Deco

Design choices are made simple, with matching plank and parquet herringbone floors

Deco plank and matching parquet can be installed together using different patterns room by room. Or to create effective zones in open plan areas with borders and inlays, whilst still maintaining a continuous flow throughout your space.

This collection is FSC® 100% certified.



*Deco Plank can have floated installation



Free Samples

To visit our website and order your free samples, simply scan the QR codes next to each product.

Showroom Displays

Scan the QR code to find your local V4 Partner Showroom or visit our V4 Design Centre.



UK Delivery

1-3 days.

(Subject to stock availability)

Deco Parquet

Herringbone

These precision milled engineered blocks have a universal fitting system that creates the perfect herringbone floor as well as many new patterns. When installed alongside Deco Plank the design possibilities are endless.



White Smoked Oak / ZB203 - Louise Thompson's Chelsea Kitchen



Frozen Umber / ZB101
Brushed & Colour Oiled Rustic Oak
W90 D14/3 L400 mm



Nordic Beach / ZB102
Brushed & Colour Oiled Rustic Oak
W90 D14/3 L400 mm




Silver Haze / ZB103
Brushed & Colour Oiled Rustic Oak
W90 D14/3 L360 mm



Natural Oak / ZB108
Oiled Rustic Oak
W90 D14/3 L400 mm



Brushed Matt Oak / ZB109
Brushed & Lacquered Rustic Oak
W90 D14/3 L400 mm



Smoked Oak / ZB201
Brushed & Oiled Rustic Smoked Oak
W90 D14/3 L400 mm






White Smoked Oak / ZB203
Brushed & White Oiled Rustic
Smoked Oak | W90 D14/3 L400 mm




Shore Drift Oak / ZB204
Brushed & Invisible Lacquered
Rustic Oak | W90 D14/3 L400 mm



Black Walnut / ZB205
Oiled Mixed Grade American Black
Walnut | W90 D14/3 L400 mm



Tannery Brown / ZB206
Distressed & Colour Oiled Rustic Oak
W90 D14/3 L400 mm



Foundry Steel / ZB105
Distressed & Colour Oiled Rustic
Oak W90 D15/4 L360 mm



Unfinished Oak / ZB107
Rustic Oak (Must be coated before use)
W90 D14/3 L400 mm



Foundry Steel / ZB105



Silver Haze / ZB103

Deco Plank

Engineered oak boards with generous proportions, designed to work in any sized interior space.

Deco Plank floors can also be used alongside their matching parquet floors to delineate zones in open plan spaces, or to create wide transitions between rooms and different levels.



Tannery Brown / DC206 - Ski Lodge, France



Frozen Umber / DC101
Brushed & Colour Oiled Rustic Oak
W190 D14/3 L1900 mm



Nordic Beach / DC104
Brushed & Colour Oiled Rustic Oak
W190 D14/3 L1900 mm



Natural Oak / A112
Oiled Rustic Oak
W190 D14/3 L1900 mm



Brushed Matt Oak / A111
Brushed & Lacquered Rustic Oak
W190 D14/3 L1900 mm



Smoked Oak / DC201
Brushed & Oiled Rustic Smoked Oak
W190 D14/3 L1900 mm




White Smoked Oak / DC203
Brushed & White Oil Rustic Smoked Oak | W190 D14/3 L1900 mm






Shore Drift Oak / DC204

Brushed & Invisible Lacquered
Rustic Oak | W190 D14/3 L1900 mm




Black Walnut / DC205

Oiled Mixed Grade American Black
Walnut | W190 D14/3 L1900 mm



Tannery Brown / DC206

Distressed & Colour Oiled Rustic Oak
W190 D14/3 L1900 mm



Wharf Grey / UN102

Brushed & Colour Oiled Rustic Oak
W190 D15/4 L1900 mm



Wharf Grey / UN102



Nordic Beach / DC104 - Belle Lucia's London Home



Natural Oak / A112



Lichen White Oak / AL108



Fjordic Shore/ AL103 - New Build Apartments, Epsom by Zestan Limited

Driftwood

Lacquered Hardwood floors finished with simple elegance and glueless 5G lock for fast installation

Extra long engineered planks with slender proportions and tactile brushed surfaces, made with European oak tops finished in various natural tones and sealed with coats of hard-wearing lacquer. Install is simplified with the addition of a precision engineered glueless 5G locking system.

This collection is available with FSC® certification on request.



Free Samples

To visit our website and order your free samples, simply scan the QR codes next to each product.

Showroom Displays

Scan the QR code to find your local V4 Partner Showroom or visit our V4 Design Centre.



UK Delivery

1-3 days.

(Subject to stock availability)



Brushed Oak / AL101
Brushed & Lacquered Rustic Oak
W180 D14/2.5 L2200 mm



Jetsam Oak / AL102
Brushed, Stained & Lacquered Rustic
Oak | W180 D14/2.5 L2200 mm



Fjordic Shore / AL103
Brushed, Stained & Lacquered Rustic
Oak | W180 D14/2.5 L2200 mm



Silver Sands / AL104
Brushed, Stained & Lacquered Rustic
Oak | W180 D14/2.5 L2200 mm



Marsh Grey Oak / AL106
Brushed, Stained & Lacquered Rustic
Oak | W207 D14/3.2 L2200 mm



Pebble Grey Oak / AL107
Brushed, Stained & Lacquered Rustic
Oak | W155 D14/2.5 L2200 mm



Lichen White Oak / AL108
Brushed, Stained & Lacquered Rustic
Oak | W207 D14/3.2 L2200 mm



Embered Oak / AL109
Brushed, Stained & Lacquered Rustic
Oak | W207 D14/3.2 L2200 mm



Burnt Bracken Oak / AL110
Brushed, Stained & Lacquered Rustic
Oak | W180 D14/2.5 L2200 mm



Deckboard Oak / A305
Matt Lacquered Select / Nature Oak
(HDF Core) | W200 D13/2.5 L2200





Pebble Grey / AL107




Embered Oak / AL109



Jetsam Oak / AL102



Silver Sands / AL104



Heritage

Natural oak boards hand finished by artisans in the heart of England

Heritage engineered planks are made with a generous European Oak top layer which is lightly brushed to accentuate the natural grain, giving a textured and inviting tactile surface. Natural colour oils are applied at our specialist finishing mill in Yorkshire, using traditional techniques passed down through generations, to achieve a perfect finish which is then sealed with modern UV technology to give a durable surface that is easy to live with and simple to maintain.

This collection is FSC® 100% certified.



Free Samples

To visit our website and order your free samples, simply scan the QR codes next to each product.

Showroom Displays

Scan the QR code to find your local V4 Partner Showroom or visit our V4 Design Centre.



UK Delivery

1-3 days.

(Subject to stock availability)



Kingswood / HG101
Brushed & Colour Oiled Rustic Oak
W190 D14/3 L1900 mm



Bisham / HG102
Brushed & Colour Oiled Rustic Oak
W190 D14/3 L1900 mm



Rockingham / HG103
Brushed & Colour Oiled Rustic Oak
W190 D14/3 L1900 mm



Enbourne / HG104
Brushed & Colour Oiled Rustic Oak
W190 D14/3 L1900 mm



Brampton / HG106
Brushed & Colour Oiled Rustic Oak
W190 D14/3 L1900 mm



Delamere / HG107
Brushed & Colour Oiled Rustic Oak
W190 D14/3 L1900 mm



Grasmere / HG109
Brushed & Colour Oiled Rustic Oak
W190 D14/3 L1900 mm



Toridan / HG111
Brushed & Colour Oiled Rustic Oak
W190 D14/3 L1900 mm



Lomond / HG112
Brushed & Colour Oiled Rustic Oak
W190 D14/3 L1900 mm



Cairngorms / HG1113
Brushed & Colour Oiled Rustic Oak
W190 D14/3 L1900 mm





Broad Oak / EG106 - Falcon Boat Club, Oxford



Forest Oak / EP101



Golden Oak / EP103 - Burger & Lobster, Bath

Alpine

Well-proportioned and classically finished oak planks provide a perfect and timeless design element

Alpine is the original V4 Wood Flooring collection with an ever-popular product range that spans 20 years. Perhaps the secret to this collection's longevity is in its design simplicity. Engineered planks in a selection of different sizes are finished with pure oil or lacquer to enhance and maintain the natural beauty of rustic oak.

This collection is available with FSC® certification on request.



Free Samples

To visit our website and order your free samples, simply scan the QR codes next to each product.

Showroom Displays


Scan the QR code to find your local V4 Partner Showroom or visit our V4 Design Centre.




UK Delivery

1-3 days.


(Subject to stock availability)



Vale Oak / VIT107
Oiled Rustic Oak.
W190 D14/3 L300-1200 mm




Brushed Oak / A103
Brushed & Matt Lacquered
Rustic Oak | W150 D14/3 L1900 mm



Upland Oak / A104
Brushed & Oiled Rustic Oak
W150 D14/3 L1900 mm




Glade Oak / A110
Matt Lacquered Rustic Oak
W190 D14/3 L1900 mm




Sunlit Oak / E125
Satin Lacquered Rustic Oak
W125 D18/5 L300-1500 mm




Hillside Oak / EC101
Matt Lacquered Rustic Oak
W190 D18/4 L1900 mm




Canyon Oak / EC103
Brushed & Oiled Rustic Oak
W190 D18/4 L1900 mm



Broad Oak / EG106
Oiled Rustic Oak
W220 D21/6 L2200 mm



Forest Oak / EP101
Brushed & Oiled Rustic Oak
W150 D18/5 L300-1500 mm



Golden Oak / EP103
Brushed & Colour Oiled Rustic Oak
W125 D18/5 L300-1500 mm





Brushed Oak / A103 - Sports Bar, Jersey



Glade Oak / A110



Vale Oak / VIT107



Thermo Oak Herringbone / TH111

Tundra

A collection with subtle finishes inspired by the natural wilderness and applied across three different formats.

Tundra is a collection of finely engineered oak floors in three originally proportioned formats, including stick-down plank, herringbone and chevron. Perfect for large commercial spaces and design-lead home environments alike.

This collection is FSC® 100% certified.



Free Samples

To visit our website and order your free samples, simply scan the QR codes next to each product.

Showroom Displays

Scan the QR code to find your local V4 Partner Showroom or visit our V4 Design Centre.



UK Delivery

1-3 days.

(Subject to stock availability)

Tundra Herringbone


These slender engineered strips of oak are packed full of character. The more narrow proportions have an elongating effect which accentuates the rustic grain, creating a delicate multi-directional pattern across the floor space.




Oak Natural / TH107
Brushed & Oiled Rustic Oak
W70 D11/4 L490 mm



Smoked Oak / TH108
Brushed & Oiled Rustic Smoked
Oak | W70 D11/4 L490 mm



Seashell / TH109
Brushed & Colour Oiled Rustic Oak
W70 D11/4 L490 mm



Misty Grey / TH110
Brushed & Colour Oiled Rustic Oak
W70 D11/4 L490 mm



Thermo Oak / TH111
Brushed & Oiled Rustic Thermo
Treated Oak | W70 D11/4 L490 mm



Seashell Herringbone / TH109 - Surrey Renovation by Saskia Kate Interiors



Smoked Oak / CV103

Tundra Chevron

Precision-engineered European oak strips with 45° angled headers fit perfectly together to form ordered rows of natural grain that work in all directions, complimenting spaces of any shape and size.



Oak Natural / CV101
Brushed & Oiled Rustic Oak
W90 D9/3 L610 mm



Smoked Oak / CV103
Brushed & Oiled Smoked Rustic Oak | W90 D10/4 L610 mm



Seashell / CV104
Brushed & Colour Oiled Rustic Oak
W90 D9/3 L610 mm



Misty Grey / CV105
Brushed & Colour Oiled Rustic Oak
W90 D9/3 L610 mm



Thermo Oak / CV106
Brushed & Oiled Thermo Treated Rustic Oak | W90 D10/4 L610 mm



Tundra Plank

These elegant boards are designed to flex with the subfloor and as such are installed fully bonded. Various lengths available, please enquire before ordering.

Available Lengths (mm)

1700 / 1800 / 1900 / 2000



Oak Natural / TK101
Brushed & Oiled Rustic Oak
W190 D14/3 L1900 mm



Smoked Oak / TK103
Brushed & Oiled Rustic Smoked
W190 D14/3 L1900 mm



Seashell / TK104
Brushed & Colour Oiled Rustic Oak
W190 D14/3 L1900 mm



Misty Grey / TK105
Brushed & Colour Oiled Rustic Oak
W190 D14/3 L1900 mm



Thermo Oak / TK106
Brushed & Oiled Rustic Thermo
Treated Oak | W190 D14/3 L1900
mm



Misty Grey Chevron / CV105 - Ground Floor refurbishment, Kingston

BJELIN

Hardened Wood Flooring

More Sustainable

When compared with conventional engineered wood flooring, the hardened wood veneer enables 10 times more flooring to be produced from the same amount of timber.

More Durable

Woodura technology makes this our hardest wood floor, with up to three times more impact protection than standard wood floors, making it the perfect solution for commercial spaces.

More Water Resistant

5G® Dry™ Gives enhanced water resistance that makes this the perfect wood flooring solution for busy kitchens and high traffic spaces.



Natural Oak Select XXL





Powder White Ash Select XL

Introducing

Bjelin Hardened Wood Flooring

This real wood floor combines natural beauty and unrivalled durability with next-level sustainability.

Bjelin's extra wide planks are manufactured in Sweden with a patented Woodura® technology to cure wood and make it stronger. Leading the way in sustainability, this revolutionary new technology means that the hardwood top layer can be much thinner than conventional wood floors. The result is an innovative wooden floor with a genuine wooden feel that is far stronger than other wooden floors, which utilises renewable raw materials in an optimal way. Welcome to the future of engineered wood flooring!

This collection is FSC® Mix certified.



Plank Formats (mm)

XL: W206 D11.3/0.6 L2200

XXL: W271 D11.3/0.6 L2378

Grading

Select or Rustic

Finish

Lacquered or Brushed & Lacquered

Free Samples

To visit our website and order your free samples, simply scan the QR codes next to each product.

Showroom Display

To see this collection scan the QR code and visit our Design Centre.



UK Delivery

1-3 days.

(Subject to stock availability)



Mineral Grey Oak
Brushed, Stained & Lacquered
Select Oak



Terra Brown Oak
Brushed, Stained & Lacquered
Select Oak



Earth Grey Oak
Brushed, Stained & Lacquered
Select Oak




Powder White Oak
Brushed, Stained & Lacquered
Select Oak



Misty White Oak
Brushed, Stained & Lacquered
Select Oak



Natural Oak
Brushed & Lacquered Select Oak



Honey Oak
Stained & Lacquered Rustic Oak



Shadow Brown Oak
Stained & Lacquered Rustic Oak



Earth Grey Ash
Stained & Lacquered Select Ash



Powder White Ash
Stained & Lacquered Select Ash



Grade Choice
Select or Rustic

Finish Choice
Lacquered or Brushed & Lacquered*

Commercial Specifier's Note
Class 33 Commercial grade
is not available for Brushed
& Lacquered finish.




Hardened Wood Flooring

With Woodura technology

The patented Woodura surface technology is based on fusing a thin sheet of hardwood with a high density Compositetek core through a powder mix layer. The powder mix perfectly fills up the natural openings of the wood. It enhances the woods appearance and creates a significantly stronger surface with a hardness, three times greater than a traditional solid wood flooring.

The future of sustainable wood flooring

The Woodura surface technology enables 10 times more flooring to be produced from the same amount of timber compared to traditional engineered wood flooring.



1. UV Acrylic Lacquer
2. Hardened natural wood
3. Compressed hardened wood-based powder layer
4. Moisture Resistant HDF Core
5. Compressed hardened wood-based powder layer
6. Hardened natural wood base



Powder White Oak Select XXL




Honey Oak Rustic XL



Earth Grey Ash Select XXL

BJELIN

5G[®] Climb[™]



Experience 5G Climb

- Make your floor climb the wall
- Fast and easy 5G[®] clip installation
- Suitable for all materials
- Multiple pattern installation
- All you need to install is our flooring and our special 5G climb clips.



Misty White Oak Rustic XL

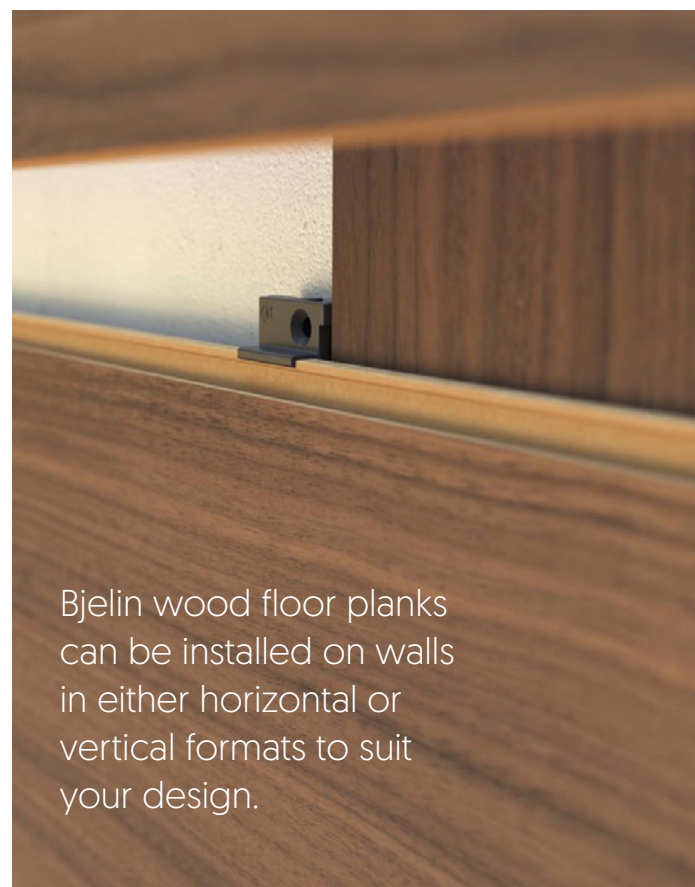
BJELIN 5G Climb

Turn Bjelin Hardened Wood Flooring into walls with this simple 5G clip system.

A floor so beautiful it should be hung on the wall. The possibilities are endless, and we think floors this amazing should be admired from every angle.

5G Climb makes it incredibly easy for you to use our flooring for a beautiful wood-panelled wall. Simply fix our floor panels to your wall to use as support rails, grab our unique 5G Climb clips, and start getting creative.

This collection is FSC® Mix certified.



Bjelin wood floor planks can be installed on walls in either horizontal or vertical formats to suit your design.

Find our more

This product is available to see at our Surrey Design Centre scan this QR for more information



Cortejo

Luxury Cork Flooring



Amarela / COR104



Encruzado / COR101



Cork Oak forest, Portugal

Introducing

Cortejo

Luxury Cork Flooring

Whether it's **Natural Cork** or our **Wood Look** floors, Cortejo™ is made almost entirely from the bark of the *Quercus suber* or cork oak, which is native to the Alentejo and is one of the most common tree species in Portugal.

The outer bark is harvested from the trunks of these ancient trees every nine years. In making cork, the tree is not harmed - as cork trees regrow their bark and can live for centuries, sustaining ancient ecosystems and protecting dozens of rare species of flora and fauna, whilst supporting a traditional rural lifestyle.



Free Samples

To visit our website and order your free samples, simply scan the QR codes next to each product.

Showroom Display

To see this collection scan the QR code and visit our Design Centre.



UK Delivery

1-3 days.

(Subject to stock availability)



Natural Cork

Beautiful & sustainable

A sustainable flooring solution, with a remarkable negative carbon balance and a multi-layered cork structure. The cork designs give the floor a distinctive look and personality, where each plank is unique.


High Resistance Technology

The natural cork surface is protected with a PVC free resin coating or High Resistance Technology (HRT) which is the best solution for those looking for a floor with superior comfort and excellent thermal and acoustic performance without the use of harmful plastics that exist in LVT (luxury vinyl tiles) or other similar floor coverings.

Naturally water resistant

Each cork layer is naturally water resistant, which makes Cortejo® Natural Cork ideal for any interior space.

Natural cork layers with integrated cork underlay



1. HRT Protective Surface
PVC Free, Class 33
2. Natural Cork Veneer
3. PVC Free Cork Rigid Core
4. 2G Locking System
5. Integrated Cork Underlay



Encruzado / COR101
PVC Free Resin Coated Natural Cork
W190 D7 L1225 mm



Muscat / COR102
PVC Free Resin Coated, Coloured
Cork | W190 D7 L1225 mm



Arinto / COR103
PVC Free Resin Coated, Coloured
Cork | W190 D7 L1225 mm



Amarela / COR104
PVC Free Resin Coated Natural Cork
W190 D7 L1225 mm



Barroca / COR105
PVC Free Resin Coated, Coloured
Cork | W190 D7 L1225 mm



Tempranillo / COR106
PVC Free Resin Coated, Coloured
Cork | W190 D7 L1225 mm



Cortejo

Luxury Cork Flooring

Moreto Oak / COR224

Wood Look

Practical & durable

Real wood high-resolution visuals and realistic grain textured surface designed for a more contemporary look, combined with the superior comfort and excellent thermal and acoustic performance of a water-resistant, multi-layered natural cork structure.

Superior resistance technology

Non-PVC Superior Resistance Technology (SRT) wear layer, developed for an excellent performance on heavy traffic commercial areas. Provides a superior sense of comfort, high mechanical strength and stain resistance, without the use of harmful plastics that exist in LVT (luxury vinyl tiles) or other similar floor coverings.

Naturally water resistant

Each cork layer is naturally water resistant which makes Cortejo® Wood Look ideal for any interior space.

Natural layers with integrated cork underlay



1. Wood Textured SRT Protective Surface PVC Free, Class 33
2. High resolution Wood Image
3. PVC Free Cork Rigid Core
4. 2G Locking System
5. Integrated Cork Underlay



Touriga Oak / COR221
Grain Textured SRT Oak Effect Cork
W190 D7.3 L1225 mm



Avesso Oak / COR222
Grain Textured SRT Oak Effect Cork
W190 D7.3 L1225 mm



Ramisco Oak / COR223
Grain Textured SRT Oak Effect Cork
W190 D7.3 L1225 mm



Moreto Oak / COR224
Grain Textured SRT Oak Effect Cork
W190 D7.3 L1225 mm



Mourisco Oak / COR225
Grain Textured SRT Oak Effect Cork
W190 D7.3 L1225 mm



Trousseau Oak / COR226
Grain Textured SRT Oak Effect Cork
W190 D7.3 L1225 mm




Natureffect[®]
expressive floors designed by nature, **made for living**



Sun Washed Oak / NE32

Natureffect Laminate

A natural sensation with unrivalled durability,
perfect for everyday living.

Twelve quality made laminate wood floors with glueless locking installation for interior use. Six of which also come with added Aqualock joints for 36 hr protection against water spills. Imprinted with high resolution real wood floor images and natural textured grain that is warm and tactile underfoot, this durable and unique surface gives every sensation of a real timber floor.



WARRANTY
Residential: 12 years
Visit v4woodflooring.co.uk for details



Free Samples

To visit our website and order your free samples, simply scan the QR codes next to each product.

Showroom Displays

Scan the QR code to find your local V4 Partner Showroom or visit our V4 Design Centre.



UK Delivery

1-3 days.
(Subject to stock availability)



Cairn Stone Oak / NE23
Textured Oak Effect Laminate
W194 D8 L1286 mm



Wheaten Tan Oak / NE24
Textured Oak Effect Laminate
W194 D8 L1286 mm



Hay Bluff Oak / NE27
Textured Oak Effect Laminate
W194 D8 L1286 mm



Bracken Brown Oak / NE28
Textured Oak Effect Laminate
W194 D8 L1286 mm



Silent Pool Oak / NE31
Textured Oak Effect Laminate
W194 D8 L1286 mm



Sun Washed Oak / NE32
Textured Oak Effect Laminate
W194 D8 L1286 mm



Fenland Oak / NAL51
Textured Oak Effect Aqualock
Laminate | W192 D8 L1285 mm



Hammer Beam Oak / NAL52
Textured Oak Effect Aqualock
Laminate | W192 D8 L1285 mm



Indian Summer Oak / NAL53
Textured Oak Effect Aqualock
Laminate | W192 D8 L1285 mm



Granary Oak / NAL54
Textured Oak Effect Aqualock
Laminate | W192 D8 L1285 mm



Silvered Oak / NAL55
Textured Oak Effect Aqualock
Laminate | W192 D8 L1285 mm



Cromer Sands Oak / NAL56
Textured Oak Effect Aqualock
Laminate | W192 D8 L1285 mm







V4 Bespoke

Produced with our partners across Europe, these floors are made to order to meet your specification.

We invite you to explore our flooring collections, all made from responsibly sourced timber in specialist mills to deliver the ultimate design palette of real wood finishes in an extensive selection of engineered wood flooring formats.

The floors in this section are only available to see on our website and as large format samples at our Surrey Design Centre. Postal samples are available for commercial project enquiries from design@v4woodflooring.co.uk



Cinder Brown / EQ104

Equilibrium

Perfectly balanced engineered flooring on an impressive scale

Engineered with a top and base layer of the same thick oak with a spruce core, to achieve balance and produce ultimate stability, which means this floor can be produced to order in just about any size imaginable. Available in precision milled herringbone and chevron parquet blocks and a range of plank sizes which can be up to eighty centimetres wide and include enormous four-metre lengths that show the full majesty of the tree.

This collection is PEFC® certified.



Available Formats (mm)

Plank:

W65- 800 D15/D20 L1200- 4000

Herringbone:

W90/W135 D11 /D15 L700/L1000

Chevron:

W90/W135 D11 /D15 L600/L1000

Free Samples

Samples can be ordered on enquiry from our team at design@v4woodflooring.co.uk

Showroom Display

To see this collection scan the QR code and visit our Design Centre.



UK Delivery

8-12 Weeks.

(Subject to production schedule)



Cashmere / EQ101

Brushed, Stained & Lacquered Oak



Chamois / EQ102

Brushed, Stained & Lacquered Oak



Pumice Grey / EQ103

Brushed, Stained & Lacquered Oak



Cinder Brown / EQ104

Brushed, Stained & Lacquered Oak



White Truffle / EQ105

Brushed, Stained & Lacquered Oak



Incense / EQ106

Brushed, Stained & Lacquered Oak



Moroccan Clay / EQ107

Brushed, Stained & Lacquered Oak



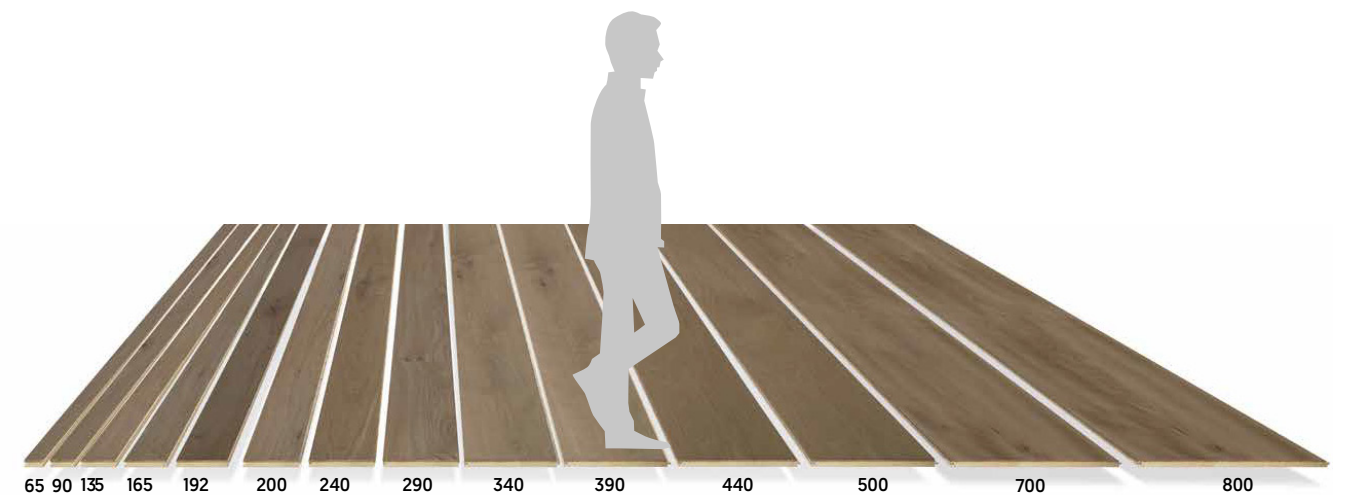
Sachertorte / EQ108

Brushed, Stained & Lacquered Oak



Umbrian Earth / EQ109

Brushed, Stained & Lacquered Oak





Grange Gable Plank / VR101

Vestige Reclaimed

Reclaimed oak floors steeped in history

Engineered boards made from reclaimed oak timber salvaged from disused buildings in the forgotten rural enclaves of Eastern Europe. Oak timber is selected and sawn into thick rough-hewn top layers, some showing the wear of decades whilst others are internal slices with deep stained markings that only come with the grain of aged timber.

This collection is available with FSC® certification on request.



Free Samples

Samples can be ordered on enquiry from our team at design@v4woodflooring.co.uk

Showroom Display

To see this collection scan the QR code and visit our Design Centre.



UK Delivery

8-12 Weeks.
(Subject to production schedule)



Grange Gable Plank / VR101
Distressed, Cross Sawn, Hand
Planed & Oiled Reclaimed Oak
W Mixed D15/4 L Mixed mm



Grange Gable Herringbone / VR105
Distressed Cross Sawn, Hand
Planed & Oiled Reclaimed Oak |
W100 D15/4 L540 mm




Hayloft Beam Plank / VR103
Rough Aged Surfaced & Oiled
Reclaimed Oak
W Mixed D15/4 L Mixed mm



Granary Grey Plank / VR102
Distressed Cross Sawn, Hand
Planed & Colour Oiled Reclaimed
Oak | W Mixed D15/4 L Mixed mm



Granary Grey Herringbone / VR106
Distressed Cross Sawn, Hand
Planed & Colour Oiled Reclaimed
Oak | W100 D15/4 L540 mm



Blackened Hearth Herringbone / VR104 Distressed Cross Sawn, Hand
Planed & Colour Oiled Reclaimed
Oak | W100 D15/4 L540 mm



Mantle Plank / VR107
Distressed Cross Sawn, Hand
Planed & Colour Oiled Reclaimed
Oak | W Mixed D15/4 L Mixed mm



Mantle Herringbone / VR108
Distressed Cross Sawn, Hand
Planed & Colour Oiled Reclaimed
Oak | W100 D15/4 L540 mm



Ciderhouse Herringbone / VR109
Rough Aged Surfaced & Oiled
Reclaimed Oak
W90 D20/6 L540 mm



Rough Beam Plank / VR110
Rough Aged Surfaced & Unfinished
Reclaimed Oak
W Mixed D20/6 L Mixed mm





Blenheim Grey / BD101
Brushed & Colour Oiled Oak
W600 D16/4 L600 mm



Chatsworth Cobalt Oak / BD102
Brushed & Colour Oiled Oak
W600 D16/4 L600 mm




Kensington Charcoal Oak / BD103
Brushed & Colour Oiled Oak
W600 D16/4 L600 mm



Saverne Gunstock Oak / BD104
Brushed & Colour Oiled Smoked
Oak | W600 D16/4 L600 mm



Trianon Natural Oak / BD105
Brushed & Oiled Oak
W600 D16/4 L600 mm



Belvedere White Sheen / BD106
Oak Brushed & Colour Oiled Oak
W600 D16/4 L600 mm



Peterhof Earthen Oak / BD108
Brushed & Colour Oiled Oak
W600 D16/4 L600 mm



Versailles Baked Oatmeal / BD110
Brushed & Colour Oiled Oak
W600 D16/4 L600 mm



Hampton Antique Lace / BD111
Brushed & Colour Oiled Oak
W600 D16/4 L600 mm





Belvedere White Sheen / BD106

Baroque Design

Decorative panels including the classic Versailles pattern and many more, reimagined for classic and contemporary spaces.

The Baroque period of the 17th and 18th centuries was well known for its extravagant and ornate style. Many aristocratic homes installed elegant decorative pattern panel flooring, laying down each element piece-by-piece to make a glorious fashion statement. We've reimagined this sumptuous style of flooring and given it a 21st Century makeover with our Baroque Design Panels.

Baroque Design is also available in matching chevron and herringbone formats which can be seen at the V4 Design Centre.

This collection is available with FSC® certification on request.



Available Formats (mm)

Panel: W600 D16/4 L600

Large Panel: W980 D16/4 L980

Herringbone: Size on enquiry

Chevron: Size on enquiry

Free Samples

Samples can be ordered on enquiry from our team at design@v4woodflooring.co.uk

Showroom Display

To see this collection scan the QR code and visit our Design Centre.




UK Delivery

6-8 Weeks.

(Subject to production schedule)



Natural Smoked / EBE224 - Empires



Vandyke Brown / EBA277 - Alchemy

European Boutique

With colours inspired by the artist's palette, expertly applied over four collections, each with their own distinctive aesthetic.

Alchemy, Basilica, Empires and Lineage.

Made to order in one of our partner mills, situated in the heart of the Czech countryside. Long and broad engineered planks and herringbone blocks are milled from locally and sustainably sourced PEFC® certified oak and can be produced in both rustic and select grades to suit.

This collection is PEFC® certified.



Available Formats (mm)

Plank
W190 D14/3 L1200 - 2400
W225 D14/3 L1200 - 2400

Herringbone
W120 D14/3 L600
W175 D14/3 L700

Free Samples

Samples can be ordered on enquiry from our team at design@v4woodflooring.co.uk

Showroom Display

To see this collection scan the QR code and visit our Design Centre.



UK Delivery

6-8 Weeks.
(Subject to production schedule)

Alchemy

Lightly brushed oak with hand-applied colours

The Alchemy collection is lightly brushed so that the subtle colours fill the surface and enhance the natural grain of the PEFC® certified European oak

Grading

Alchemy is available in rustic as featured here, and also select grade on request.



Natural Raw / EBA252
Brushed & Colour Oiled Oak
W190 D14/3 L1200-2400 mm



Smoked Charcoal / EBA271
Brushed & Colour Oiled Smoked Oak | W190 D14/3 L1200-2400 mm



Flake White / EBA272
Brushed & Colour Oiled Oak
W190 D14/3 L1200-2400 mm



Transparent Grey / EBA273
Brushed & Colour Oiled Oak
W190 D14/3 L1200-2400 mm



Natural Raw / EBA252



Mars Madder / EBA274
Brushed & Colour Oiled Oak
W190 D14/3 L1200-2400 mm



Sepia / EBA275
Brushed & Colour Oiled Oak
W190 D14/3 L1200-2400 mm



Raw Sienna / EBA276
Brushed & Colour Oiled Oak
W190 D14/3 L1200-2400 mm



Vandyke Brown / EBA277
Brushed & Colour Oiled Oak
W190 D14/3 L1200-2400 mm



Basilica

Tumbled oak surface gives a centuries-old aesthetic

Basilica creates a beautiful sense of age and character. Planks are tumbled and distressed and the surface includes cracks and open knots which are sanded smooth and hand filled.

Grading

Basilica is available in rustic as featured here, and also select grade on request.



Daveys Grey / EBB231
Distressed & Colour Oiled Oak
W190 D14/3 L1200-2400 mm



Flake White / EBB232
Distressed & Colour Oiled Oak
W190 D14/3 L1200-2400 mm



Mars Madder / EBB233
Distressed & Colour Oiled Oak
W190 D14/3 L1200-2400 mm



Natural / EBB234
Distressed & Oiled Oak
W190 D14/3 L1200-2400 mm



Natural Smoked / EBB235
Distressed & Oiled Smoked Oak
W190 D14/3 L1200-2400 mm



Sepia / EBB237
Distressed & Colour Oiled Oak
W190 D14/3 L1200-2400 mm



Smoked Charcoal / EBB238
Distressed & Colour Oiled Smoked Oak | W190 D14/3 L1200-2400 mm



Titanium Smoked / EBB239
Distressed & Colour Oiled Smoked Oak | W190 D14/3 L1200-2400 mm



Titanium Smoked / EBB239

Empires

A deep brushed oak surface gives a classic finish

The Empires collection comprises eight engineered oak floors with a rich application of coloured hardwax oils over a deep brushed European oak.

Grading

Empires is available in rustic as featured here, and also select grade on request.



Flake White / EBE220
Deep Brushed & Colour Oiled Oak
W190 D14/3 L1200-2400 mm



Flake White Smoked / EBE221
Deep Brushed & Coloured Smoked Oak | W190 D14/3 L1200-2400 mm



Mars Madder / EBE222
Deep Brushed & Colour Oiled Oak
W190 D14/3 L1200-2400 mm



Natural / EBE223
Deep Brushed & Oiled Oak
W190 D14/3 L1200-2400 mm



Natural Smoked / EBE224
Deep Brushed & Oiled Smoked Oak
W190 D14/3 L1200-2400 mm



Raw Umber / EBE225
Deep Brushed & Colour Oiled Oak
W190 D14/3 L1200-2400 mm



Sepia / EBE226
Deep Brushed & Colour Oiled Oak
W190 D14/3 L1200-2400 mm



Transparent Grey / EBE228
Deep Brushed & Colour Oiled Oak
W190 D14/3 L1200-2400 mm



Raw Umber / EBE225

Lineage

Simplicity with quality is elegance

The Lineage collection comprises eight engineered oak floors with delicately applied colours over smooth planed European oak. The result is an elegant and timeless floor to suit any environment.

Grading

Lineage is available in rustic as featured here, and also select grade on request.

Lineage Solid Oak Tables

Solid oak dining sets to match Lineage floors. Scan this QR code for more information.



Flake White / EBL202

Colour Oiled Oak
W190 D14/3 L1200-2400 mm



Mars Madder / EBL204

Colour Oiled Oak
W190 D14/3 L1200-2400 mm



Natural / EBL205

Colour Oiled Oak
W190 D14/3 L1200-2400 mm



Natural Smoked / EBL206

Colour Oiled Smoked Oak
W190 D14/3 L1200-2400 mm



Raw Umber / EBL207

Colour Oiled Oak
W190 D14/3 L1200-2400 mm



Sepia / EBL208

Colour Oiled Oak
W190 D14/3 L1200-2400 mm



Titanium Smoked / EBL210

Colour Oiled Smoked Oak
W190 D14/3 L1200-2400 mm



Transparent Grey / EBL211

Colour Oiled Oak
W190 D14/3 L1200-2400 mm



Natural Lineage Table & Benches



Mars Madder / EBL204



Cézanne / IM307

Impressions

Weathered floor boards with a unique vintage aesthetic made with aged French oak

Made in Belgium, these engineered boards are produced from aged French oak, complete with unfilled knot holes and storm cracks. The ageing process takes place over several years, after which the oak is carefully processed with a traditional band saw leaving distinctive marking which adds to the warm weathered and nostalgic effect.

This collection is available with FSC® certification on request.



Dimensions

W190 D15/4 L1900 mm

Free Samples

Samples can be ordered on enquiry from our team at design@v4woodflooring.co.uk

Showroom Display

To see this collection scan the QR code and visit our Design Centre.



UK Delivery

8-12 Weeks.
(Subject to production schedule)


Cézanne / IM307

Distressed, Sawn, Unfilled, Stained
& Oiled Rustic Aged Oak


Matisse / IM308

Distressed, Sawn, Unfilled, Stained
& Oiled Rustic Aged Oak


Pissarro / IM309

Distressed, Sawn, Unfilled, Stained
& Oiled Rustic Aged Oak


Grigorescu / IM318

Distressed, Sawn, Unfilled, Stained
& Oiled Rustic Aged Oak


Levitan / IM319

Distressed, Sawn, Unfilled, Stained
& Oiled Rustic Aged Oak


Anchor / IM320

Distressed, Sawn, Unfilled, Stained
& Oiled Rustic Aged Oak


Magritte / IM321

Distressed, Sawn, Unfilled, Stained
& Oiled Rustic Aged Oak


Oller / IM322

Distressed, Sawn, Unfilled, Stained
& Oiled Rustic Aged Oak


Anchor / IM320



Lyra, Herringbone

Aurora

Engineered boards, hand finished in the Netherlands with rich textural surfaces created with artisanal wood finishing techniques.

Named after the constellations that light up the Northern skies the different colours are hand-applied by skilled Dutch artisans, using various skilled techniques to produce uniquely beautiful floors that can be ordered in various sized plank, herringbone and chevron patterns.

This collection is available with FSC® certification on request.



Available Formats (mm)

Plank:

W225/ 185 D20/5 L1500-3000

Herringbone:

W145 D20/5 L725

Chevron:

W145 D20/5 L725

Free Samples

Samples can be ordered on enquiry from our team at design@v4woodflooring.co.uk

Showroom Display

To see this collection scan the QR code and visit our Design Centre.



UK Delivery

6-8 Weeks.

(Subject to production schedule)



Phoenix / AUR101
Burnt, Brushed, Special Colour
Treated & Oiled Oak



Indus / AUR102
Burnt, Brushed, Special Colour
Treated & Oiled Oak



Lyra / AUR103
Burnt, Brushed, Special Colour
Treated & Oiled Oak



Antila / AUR104
Burnt, Brushed, Special Colour
Treated & Oiled Oak



Columba / AUR105
Burnt, Brushed, Special Colour
Treated & Oiled Oak



Cassiopeia / AUR107
Burnt, Brushed, Special Colour
Treated & Oiled Oak




Pegasus / AUR220.02
Finesawn & Colour Oiled Bevel
Edged Rustic Oak



Lacerta / AUR225.02
Fine Sawn, Double Smoked & White
Oiled Rustic Oak



Centaurus / AUR222.03
Scraped, Fine Saw & Colour Oiled
Rustic Oak



Lacerta



Rydal /HG127

Heritage Bespoke

Rustic oak boards, hand-finished to order by skilled craftsmen in the heart of England

Finished in Yorkshire with a natural oil colour palette, inspired and named after the many historical woodland sites that surround and remind us of our heritage. This bespoke collection is made with European oak planks that are hand-finished to order by skilled artisans using different staining and colour techniques to achieve subtle natural shades that harmonise with the wild rustic oak grains.

This collection is FSC® 100% certified.



Available Formats (mm)

Plank: W190 D14/3 L1900

Herringbone: W90 D14/3 L400

Free Samples

Samples can be ordered on enquiry from our team at design@v4woodflooring.co.uk

Showroom Display

To see this collection scan the QR code and visit our Design Centre.



UK Delivery

2-3 Weeks.

(Subject to production schedule)

**Aversley / HG105**

Brushed & Colour Oiled Rustic
Smoked Oak | W190 D14/3 L1900 mm

**Thetford / HG108**

Brushed & Colour Oiled Rustic
Smoked Oak | W190 D14/3 L1900 mm

**Knapdale / HG110**

Brushed & Colour Oiled Rustic
Smoked Oak | W190 D14/3 L1900 mm

**Tyndrum / HG114**

Brushed & Colour Oiled Rustic Oak
W190 D14/3 L1900 mm

**Sunart / HG115**

Brushed & Colour Oiled Rustic Oak
W190 D14/3 L1900 mm

**Deeside / HG116**

Brushed & Colour Oiled Rustic Oak
W190 D14/3 L1900 mm

**Galloway / HG118**

Brushed & Colour Oiled Rustic Oak
W190 D14/3 L1900 mm

**Ness / HG119**

Brushed & Colour Oiled Rustic Oak
W190 D14/3 L1900 mm

**Balmoral / HG126**

Brushed & Colour Oiled Rustic Oak
W190 D14/3 L1900 mm

**Rydal / HG127**

Brushed & Colour Oiled Rustic Oak
W190 D14/3 L1900 mm





Seascapes

Oak floors, hand-finished in the UK and inspired by the ancient coastline that surrounds us.

Drawing inspiration from the Seascapes that reflect the skies above the ever-changing tidal shores that protect the British Isles, from coast to coast, this collection offers a choice the of finest European made engineered broad oak plank and well-proportioned parquet floors. Each floor is given a rich depth of colour, created with detailed layers of hand-applied finishes that are then sealed with natural oils.

This collection is available with FSC® certification on request.



Available Formats (mm)

Plank: W220 D16/4 L2200 – 2600

Herringbone: W100 D16/4 L500

Free Samples

Samples can be ordered on enquiry from our team at design@v4woodflooring.co.uk

Showroom Display

To see this collection scan the QR code and visit our Design Centre.



UK Delivery

2-3 Weeks.

(Subject to production schedule)

**Barfundle / SC101**

Brushed & Colour Oiled Rustic Oak
W220 D16/4 L2200 - 2600 mm

**Pentle / SC102**

Brushed & Colour Oiled Rustic Oak
W220 D16/4 L2200 - 2600 mm

**Porthcurno / SC103**

Brushed & Reactive Stained Rustic Oak | W220 D16/4 L2200 - 2600 mm

**Holkum / SC104**

Brushed & Colour Oiled Rustic
Smoked Oak | W220 D16/4 L2200 -
2600 mm

**Studland / SC105**

Brushed Bleached & Colour Oiled
Rustic Oak | W220 D16/4 L2200 -
2600 mm

**Bamburgh / SC106**

Brushed Bleached & Colour Oiled
Rustic Oak | W220 D16/4 L2200 -
2600 mm

**Rhossili / SC107**

Brushed Bleached & Colour Oiled
Rustic Oak | W220 D16/4 L2200 -
2600 mm

**Morecambe / SC108**

Brushed, Feathered & Colour Oiled
Rustic Oak | W220 D16/4 L2200 -
2600 mm

**Chesil / SC109**

Brushed, Feathered & Colour Oiled
Rustic Oak | W220 D16/4 L2200 -
2600 mm

**Whitby / SC110**

Brushed, Feathered & Colour Oiled
Rustic Oak | W220 D16/4 L2200 -
2600 mm

**Blackpool / SC111**

Brushed, Feathered & Colour Oiled
Rustic Oak | W220 D16/4 L2200 -
2600 mm

**Kynance / SC112**

Brushed, Feathered & Colour Oiled
Rustic Oak | W220 D16/4 L2200 -
2600 mm





Tankerton / SC113

Brushed, Feathered & Colour Oiled
Rustic Oak | W220 D16/4 L2200 -
2600 mm



Morfa Nefyn / SC114

Brushed, Feathered & Colour Oiled
Rustic Oak | W220 D16/4 L2200 -
2600 mm



Formby / SC115

Aged, Distressed, Sawn, Unfilled,
Stained & Oiled Rustic Oak Plank. |
W220 D16/4 L2200 - 2600 mm



Luskentyre / SC116

Aged, Distressed, Sawn, Unfilled,
Stained & Oiled Rustic Oak Plank. |
W220 D16/4 L2200 - 2600 mm



Scarista / SC117

Brushed, Feathered & Colour Oiled
Rustic Oak | W220 D16/4 L2200 -
2600 mm



Wittering / SC118

Brushed, Feathered & Colour Oiled
Rustic Oak | W220 D16/4 L2200 -
2600 mm



Durdle Door / SC119

Brushed, Feathered & Colour Oiled
Rustic Oak | W220 D16/4 L2200 -
2600 mm







Wild Rice Herringbone



Linia Eco

An even more sustainable way to engineered hardwood flooring.

A precision micro sliced top layer allows a much higher yield from the sustainably sourced European Oak, whilst the core is made of high density wood fibres from fast growing spruce. The surface is protected with a flexible lacquer that closes around any potential surface scratching, which makes it durable and easy to live on.

This collection is available with FSC® certification on request.



Available Formats (mm)

Plank:

W155 D9 L1200 / W190 D9 L1500
/ W270 D11 L2370

Herringbone:

W146 D9 L730

Free Samples

Samples can be ordered on enquiry from our team at design@v4woodflooring.co.uk

Showroom Display

To see this collection scan the QR code and visit our Design Centre.



UK Delivery

6-8 Weeks.

(Subject to production schedule)


Spun Flax / LIN101

Brushed & Lacquered BC Rustic
Oak | W155 D9 L1200 mm


Burnt Rye / LIN102

Brushed & Lacquered BC Rustic
Oak | W155 D9 L1200 mm


Harvest Corn / LIN103


Brushed & Lacquered BC Rustic
Oak | W155 D9 L1200 mm


Milled Wheat / LIN104

Brushed & Lacquered BC Rustic
Oak | W155 D9 L1200 mm


Rolled Oat / LIN105

Brushed & Lacquered BC Rustic
Oak | W155 D9 L1200 mm


Cotton Seed / LIN106

Brushed & Lacquered BC Rustic
Oak | W155 D9 L1200 mm


Pearled Barley / LIN107


Brushed & Lacquered BC Rustic
Oak | W155 D9 L1200 mm


Wild Rice / LIN108


Brushed & Lacquered BC Rustic
Oak | W155 D9 L1200 mm


Pearled Barley

Spun Flax




Basket Weave Oak / TS101
Unfinished Select Oak
W Mixed D15/4 L Mixed mm



Mansion Weave Smoked Oak / TS102 Unfinished Select Smoked Oak | W Mixed D15/4 L Mixed mm




Basket Weave Oak / TS103
Unfinished Select Smoked Oak
W Mixed D15/4 L Mixed mm



Mansion Weave Smoked Oak / TS104 Unfinished Select Oak
W Mixed D15/4 L Mixed mm




Diamond / TS105
Oiled Select / Nature Oak
W600 D15/4 L1200 mm



Kite / TS106
Colour Oiled Select / Nature Oak
W Mixed D15/4 L Mixed mm



Trio Combination / TS107
Colour Oiled Select / Nature Oak
W Mixed D15/4 L Mixed mm




Mansion Weave / TS108
Colour Oiled Select / Nature Oak
W Mixed D15/4 L Mixed mm



Highland Weave / TS109
Colour Oiled Select / Nature Oak
W680 D15/4 L680 mm



Hexagonal / TS110
Brushed & Colour Oiled Rustic Oak
W280 D15/4 L280 mm



Ridged Highland Weave / TS111
Colour Oiled Select / Nature Oak
W680 D15/4 L680 mm



Metal Inlay / TS112
Oiled Prime Oak With Metal Pattern
W1000 D15/4 L1000 mm





Diamond, Select Oak | V4 Design Centre

Tessellation

Bespoke-made decorative floor panels and parquetry to inspire your imagination.

Tessellation is a collection of stand-alone engineered hardwood panels that can be modified and produced to suit your design. Precision-made and laser cut for the perfect floor or wall solution.

If you have a design you would like to create, please contact our team with specification and drawings at design@v4woodflooring.co.uk

This collection is available with FSC® certification on request.



Free Samples

Samples can be ordered on enquiry from our team at design@v4woodflooring.co.uk

Showroom Display

To see this collection scan the QR code and visit our Design Centre.



UK Delivery

6-8 Weeks.
(Subject to production schedule)



Nordic Beach / DC104 - With matching stair nosing



V4 Accessories & More

We specialise in the supply of everything required to install the perfect wood floor

In this section, we give you just a taste of what we can offer in our range of flooring ancillary products. Ranging from matching oak finishing profiles and essential installation items such as underlays and adhesive, to care products that will enhance and maintain your flooring.



Introducing V4Magnetic

With this magnetic bonding system, our wood floors can be fixed in place without adhesive

V4Magnetic is a revolutionary new way to install wood floors without adhesive. On enquiry we will produce any of our floors with V4Magnetic backing so they can be magnetically bonded to raised access floors or used with Ezy-Lay underlay.

The result is a fully stable floor with all the benefits of a fully bonded floor, without having to use chemical adhesive.

- With V4Magnetic, wood flooring is installed using existing lock or tongue and groove method.
- V4Magnetic is perfect for metal raised access floors and can be removed and reapplied without any damage.
- Using V4Magnetic cuts down on installation costs with the fastest way to install a bonded floor and without adhesives.
- Now parquet herringbone can be laid on underlay using V4Magnetic and Ezy-Install Underlay.



Scan this QR code and find out more about V4Magnetic.



Install with out adhesive with our magnetically receptive underlay

Ezy-Install Underlay's Dual Grip technology combines dry-tack and magnetism to provide unrivalled hold to a diverse range of floor coverings – including timber floors – under even the heaviest traffic. Made from recycled rubber tyres, it forms a comfortable, compression-resistant base with excellent acoustic properties for impact sound reduction.

The floor covering can be uplifted cleanly for easy reuse or recycling, whilst the Ezy-Install Underlay is left contaminated-free and can be reused multiple times. Install and switch flooring effortlessly for speedy design changes, access and repairs.




Raised access flooring

V4Magnetic allows our wood floors to be magnetically bonded directly to a raised access floor panel system without adhesive or any additional sub floor layers. A permanent wood flooring installation that is also easy to remove. **Uplift flooring cleanly and easily with no damage.** Wooden floors can be installed without being permanently attached and will not destroy the raised access flooring if removed. V4Magnetic means you can **reuse or recycle floor coverings, eliminating landfill waste** and the magnetic bonding allows you to **eliminate VOCs** associated with adhesive based installation methods. **Contribute towards sustainability** assessment certifications such as BREEAM, SKA ratings and LEED.




Ezy-Warm Underfloor Heating

Now wood flooring can be installed efficiently without adhesive over low-energy electric underfloor heating with Ezy-Warm, the incredibly simple and efficient underfloor heating system with one of the thinnest profiles available, that makes installation a breeze. The system works perfectly with V4Magnetic when combined with Ezy-Install underlay. The Ezy-Warm heated mat is connected to a power source using low-profile wires. At just 24 volts the installation can be carried out by a competent DIYer or tradesperson.



Scan this QR code and find out more about Ezy-Warm under floor heating.





Natural Oak with black acoustic foam backing



Wall strip is lightweight and can be bonded individually to any flat wall or ceiling

Strip Wall

Create architectural spaces with our easy-to-install real wood cladding

Strip Wall Cladding is manufactured in Italy using a base of fast growing spruce from sustainable forestry and wrapped in real hardwood veneers. Strip Wall is lightweight and can be installed as separate pieces or on an acoustic foam backing.

With up to 50 different real wood veneers to choose from, the possibilities are endless. For more information visit our website at [v4woodflooring/strip-wall](https://www.v4woodflooring.co.uk/strip-wall)

Find our more


This product is available to see at our Surrey Design Centre scan QR for more info.



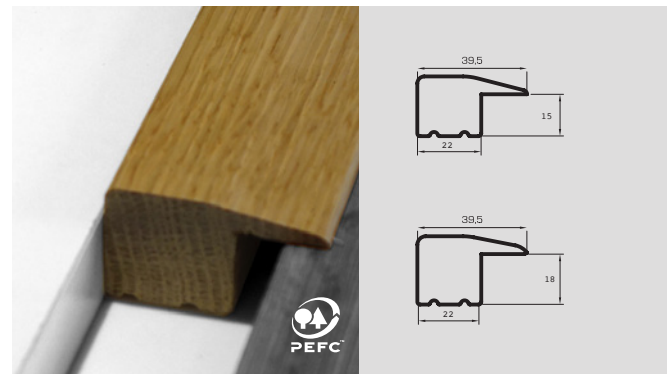
Solid Oak Profiles

Add the finishing touch to your project


Complete your installation with our range of PEFC® certified solid oak profile bars available to fit with your chosen V4 Wood Flooring. Our oak profiles are available in natural lacquered oak and unfinished so they can be fitted and stained to complement the colour of your chosen flooring.




Ramp Edge - D10/ 14/ 15 / 18 L1000 / 2000 mm
Solid oak profile, fixed to the subfloor which allows for expansion where there is a transition to a lower floor finish.




Square Edge - D14, 15 / 18 L1000 / 2000 mm
Solid oak profile, fixed to the sub floor to allow for expansion where a floor meets an obstruction such as a matt well, door frame, or hearth.



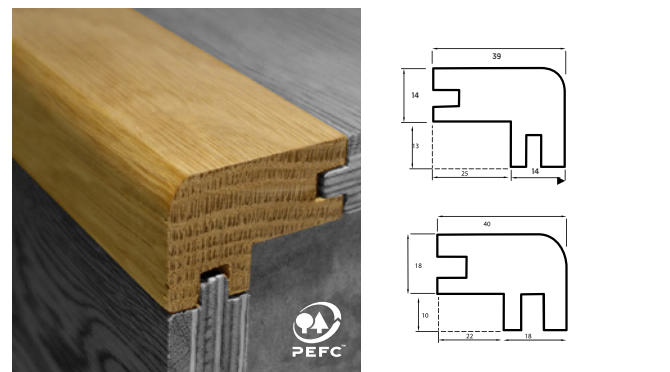
Wood to Carpet/ Tile - D14, 15 / 18 L1000 / 2000 mm
Solid oak profile, fixed to the subfloor to cover an expansion gap between the wood floor and a carpeted or tiled floor.




T Bar - D14, 15 / 18 L1000 / 2000 mm
Solid oak profile, fixed to the subfloor to cover an expansion gap between two level sections of flooring.




Stair Nosing T&G - D14, 15 / 18 L1000 / 2000 mm
A solid oak profile designed to give a bull nosed edge to a step. Grooved to connect into the Tongue edge of a matching floor.



Flush Fit Stair Nosing - D14 / 18 L1000 / 2000 mm
Solid oak profile designed to give a hard-wearing edge to a step. Grooved to connect into the Tongue edge of a matching floor.



Pipe Cover - D15 W50 mm hole diameter 17mm
Solid oak two piece moulding with a dowelled connection. To fit around the base of a 15 mm pipe to cover the expansion gap.



Oak Veneer Scotia Beading - D17/ D17 L2500 mm
Spruce with real oak veneer concave beading is fixed to the wall, to cover the expansion gap around the edge of a room.



Oak Veneer Quadrant Beading - D14/ D14 L2500 mm
Spruce with real oak veneer convex beading is fixed to the wall, to cover the expansion gap around the edge of a room.

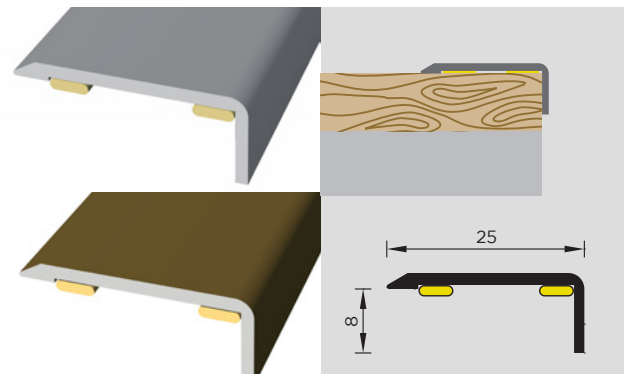


Flatbead - W24 D5 L2500 mm
Spruce with real oak veneer and a curved edge to cover the expansion gap around the edge of a room.

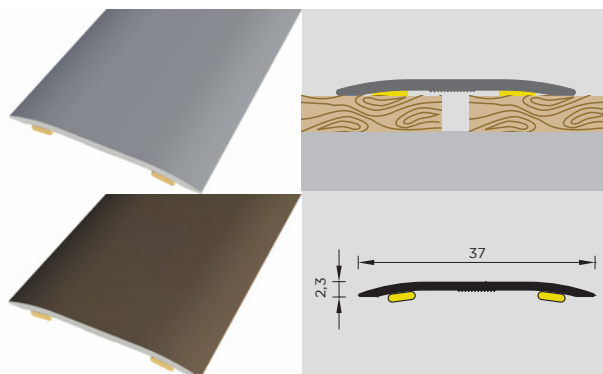
Aluminium Profiles

Ideal for Laminate Floors

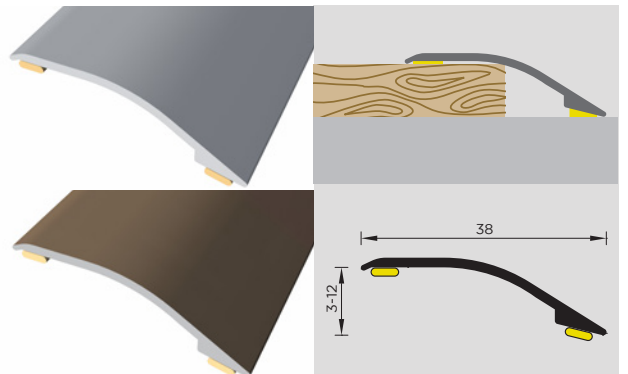
Easy to install durable aluminium strips with a flexible adhesive fixing made for laminate floors



Angle Edge Strip
Matt Steel / Matt Bronze
W25 D8 L1800 mm



Level Transition Strip
Matt Steel / Matt Bronze
W37 D2.3 L1800 mm




Offset Transition Strip
Matt Steel / Matt Bronze
W38 D3-12 L1800 mm



Floated Installation Essentials

Our underlays provide the perfect base

Our plank wood flooring may be installed as a floated floor. This means that instead of being bonded to the subfloor, planks are joined together with locking systems or with adhesive for tongue and grooved floors, then laid over underlay.



Wood's Good EcoGold Underlay

Cushioning recycled rubber for wood floors with vapour barrier | W1m D3.5mm L10m




Timbermax UFH Underlay

For use over underfloor heating with built in vapour barrier | W1.1m D2mm L9.1m



Timbermax Dual Underlay

High-density foam ideal, for laminate floors with vapour barrier | W1m D3mm L10m



Visqueen 1000 Gauge DPM

Polyethylene damp-proof membrane. For added protection used beneath an underlay | W4m D0.254mm L25m



Vapour Tape

To seal joints when installing vapour barrier underlays | - W75mm L25 m



Mapei D3 PVAC Adhesive

Bonds T&G joints for floated installations. Forms a bond that is stronger than wood.

Fully Bonded Installation Essentials

Fully bonding a wood floor gives the most stable installation

Most importantly the subfloor, the floor on which your flooring is being installed, should be fully prepared which may include damp proofing, priming and levelling so that your floor can be fully bonded with a good flexible adhesive that both fixes the floor in place and allows for seasonal expansion.



Mapei® subfloor preparation and flooring adhesive is fully tested with V4 Wood Flooring

Mapei® System for a cement subfloor

1. Cement Subfloor
2. **Mapeproof ESM**
3. **Eco Prim T+**
4. **Ultraplan Renovation Screed**
5. **Ultrabond Eco S948 1K**
6. V4 Wood Flooring



Ultrabond Eco S948 1K

Low VOC, Solvent Free Adhesive for fully bonding engineered or solid wood floors of all formats.



Mapei ECO Prim T Plus

All purpose acrylic primer that improves the adhesion of interior levelling compounds on all types of substrates.



Mapei Mapeproof ESM DPM

Solvent free, epoxy resin, liquid damp proof membrane for cement based substrates with high residual or static moisture.



Mapei Ultraplan Renovation Screed 3240

Fibre-reinforced self-levelling compound for the renovation/ of new and existing floor substrates for differences of 3 to 40mm.



Mapei Latexplan No Ammonia

Fast setting two-component levelling and smoothing compound for differences in thickness of 3 to 10mm.



Mapei 12x4 V-Notch Trowel

For application with optimum spread of Ultrabond adhesive.

Oil Care

Well maintained hardwood floors will outlast most other flooring surfaces, here is a selection of recommended products that make floor care simple.



Rubio Monocoat (RM) Oil Maintenance Kit
Includes Universal Maintenance Oil 2 Mix and everything you need to maintain your oiled wood floor.



RM All Natural Wood Cleaner Spray
Anti Bacterial soap available in three different natural scent options.



RM All Natural Wood Cleaner (Concentrate)
Anti Bacterial soap in three different natural scent options. Add to warm water.



RM Universal Soap (Concentrate)
For the regular cleaning of oiled surfaces. The soap removes all dirt and grease thoroughly, without affecting the mat, natural look of the wood.



RM Surface Care
The handy, ready-to-use version of Rubio Monocoat Universal Soap.



Bona Spray Mop - Oiled Wood Floors
Cleans and nourishes oiled wood floors without applying too much water.



RM Grease Stain Remover
Removes recent grease stains from oiled wood surfaces.



RM Tannin Stain Remover
Removes dark tannin stains and spots on wood caused by a reaction to acid and water.



RM Lime spot Stain Remover
Removes lime spots left by water damage from oiled wood surfaces

Rubio Monocoat Oil Maintenance

The new formula allows any colour of Rubio Monocoat (RM) Oil Plus 2C to be mixed in. That means it can now complement and enhance the custom colour you've finished your floor in. No harmful chemicals, easy to apply and ecological, making it the perfect partner for your flooring.

Rubio Monocoat Universal Maintenance Oil 2 Mix

Use our handy look-up chart to find the Rubio Monocoat Universal Maintenance Oil colour that will complement and enhance the colour of your chosen V4 Wood Flooring.

For V4 Bespoke floor colours contact
design@v4woodflooring.co.uk



V4 Wood Flooring® Oiled Floor - Product Codes

RM Universal 2 Mix + 2C colour Oils	Ash Grey	Black	Castle Brown	Corn silk	Havana	Oyster	Pure	Savanna	Silver Grey	Sky Grey	Smoked Oak	Super White	White 5%
A104							●						
EC103							●						
EG106							●						
EP101							●						
EP103							●						
HG101		●											
HG102								●					
HG103					●								
HG104											●		
HG106	●												
HG107					●								
HG109			●										
HG111							●						
HG112							●						
HG113								●					
TH107 / TK107							●						
TH108 / TK108							●						
TH109 / TK109				●									
TH110 / TK110									●				
TH111 / TK111							●						
ZB101/ DC101	●												
ZB102/ DC104													●
ZB103/ DC105								●					
ZB108 / A112							●						
ZB201 / DC201										●			
ZB203 / DC203				●									
VIT107							●						

Lacquer Care

Our lacquered wood floors are finished with up to eight coats of hard wearing and easy-to-maintain lacquer, which creates a hard-wearing stain and water resistant surface that is ideal for a busy family home.



Bona Premium Spray Mop - Wood Floors
Cleans lacquered and laminate wood floors without applying too much water.



Bona Wood Floor Cleaner
In a refillable bottle is for use with the Bona Premium Spray Mop. It is specifically designed to safely clean wood floors.



Bona Wood Floor Cleaner Refills
Refill the spray mop bottle and cut down on waste.



Bona Microfibre Cleaning Pad
Washable microfibre pads are designed to work with Bona's floor cleaner and mops.



Bona Microfibre Applicator Pad
Designed for a smooth application of Bona Floor Polish and Bona Floor Refresher.



Bona Wood Floor Polish, Matt
Adds a natural matt protective layer and fills in micro scratches, improving the appearance of your floor. **Do not use on Laminate or oiled wood floors.**



Bona Wood Floor Polish, Gloss
Adds a gloss sheen protective layer and fills in micro scratches, improving the appearance of your floor. **Do not use on Laminate or oiled wood floors.**



Bona Wood Floor Refresher
Restores the beauty of wood floors, increases the sheen, and makes old floors look like new. **Do not use on Laminate or oiled wood floors.**

Wood Floor Care Guide

The following guides will help you get the best performance from your wood flooring. For more detailed advice visit v4woodflooring.co.uk/support

Oiled

Initial Maintenance

Recommended after installation for busy kitchens and communal areas subject to high traffic and more frequent damp cleaning.

Recommended Products

- Rubio Monocoat (RM) Universal Maintenance Oil 2 Mix

Daily Cleaning

Sweep with a soft bristle brush / Vacuum with a Parquet or hard floor setting.

Weekly Cleaning

Damp clean leaving the floor free from standing water using a spray cleaner or well wrung mop.

Recommended Products

- RM Surface Care
- RM All Natural Wood Cleaner
- RM Universal Soap
- Bona Spray Mop For Oiled Wood Floors

Regular Maintenance

Recommended for busy kitchens and communal areas subject to high traffic and more frequent damp cleaning.

Recommended Products

- RM Universal Maintenance Oil 2 Mix

Detailed Advice

Scan this QR code.



Lacquered

Daily Cleaning

Sweep with a soft bristle brush / Vacuum with a Parquet or hard floor setting.

Weekly Cleaning

Damp clean leaving the floor free from standing water using a spray cleaner or well wrung mop.

Recommended Products

- RM Surface Care
- RM All Natural Wood Cleaner
- RM Universal Soap
- Bona Premium Spray Mop For Wood Floors

Regular Maintenance

Recommended for busy kitchens and communal areas subject to high traffic and more frequent damp cleaning.

Recommended Products

- Bona Wood Floor Polish
- Bona Wood Floor Refresher

Detailed Advice

Scan this QR code.



Laminate & Cork

Daily Cleaning

Sweep with a soft bristle brush / Vacuum with a Parquet or hard floor setting.

Weekly Cleaning

Damp clean leaving the floor free from standing water using a spray cleaner or well wrung mop.

Recommended Products

- RM Surface Care
- RM All Natural Wood Cleaner
- RM Universal Soap
- Bona Premium Spray Mop For Wood Floors

Regular Maintenance

Recommended for busy kitchens and communal areas subject to high traffic and more frequent damp cleaning.

Recommended Products

- Bona Stone, Tile & Laminate Polish

Detailed Advice

Scan this QR code.



Before Your Flooring is Delivered

There are a few important checks to make to ensure your floor can be stored to acclimatise and then installed correctly

Ordering Enough Flooring

We recommend using an experienced installer who will survey the area and make sure enough flooring is ordered, but here are some useful tips on measuring the floor space and making sure you have enough material for your installation,

- To measure the space accurately first sketch a plan making sure you include all the rooms and adjoining spaces which will be floored.
- Your drawing should include the basic shapes of each room and space.
- Include doorways and built-in furniture.
- Now divide the space into rectangular sections.
- With a tape, measure the length and width of each section and add the dimensions to your drawing.
- Multiply the length and width of each section and add the amounts to find your total area.
- It is important to add an extra amount of floor for wastage material which will vary for different types of flooring.

Wastage Guide

- Engineered Plank and Laminate Plank – Add 5 -10% to the overall floor area
- Parquet Herringbone – Add 10 -15 % to the overall floor area.

Complete Main Decorating

Ideally, all other work except some secondary decoration to skirting and architraves should be completed prior to installing the floor. This will help prevent any damage to the floor. Decorating dust and paint spills are one of the most common causes of damage to freshly laid wood floors. Where possible it is good practice to complete and clean any sanding. Paint walls and ceilings to limit the risk of any paint spills on the floor. Skirting and architrave may have to be completed after the install.

Covering Your Floor

Avoid covering the floor with non-breathable 'protective' sheeting as this can cause condensation that can stain the floor and in turn will damage the surface. When covering a floor, to protect it from other

trades, it is important to make sure no dust, grit or debris gets beneath the covering as this will scratch the surface.

Using Masking Tape

Beware of leaving masking tape on the floor. Only specialist low adhesion masking tape should be used. Masking Tape should not be applied to the surface of the floor for longer than is necessary to apply a coat of paint to an adjacent surface. **Never leave tape for longer than a day.**

Underfloor Heating (UFH)

If flooring is being installed over an underfloor heating system, then where possible the UFH should be within a screed or self levelling compound with direct contact to the floor via a flexible adhesive. **DO NOT** use the UFH system to accelerate a screed's drying time as this can lead to a weakness in the subfloor. The UFH system must be fully commissioned before installation and in use over a period of two weeks to test for any defects, leaks etc... The UFH system must be turned off 48hrs prior to the installation. **The surface of the installed wood floor must not exceed 27°C**, so it is important to understand how to control the heat source and worth discussing this with your UFH provider.

Complete Kitchen Installation

Where possible any fixed furniture such as a kitchen unit should be installed prior to installing your wood floor. This is recommended for two reasons, the first being the most obvious that it will limit the risk of accidental damage to the floor caused during the kitchen installation. The second reason not to install heavy fixed units over your floor is to avoid 'pinning' the floor down. A kitchen unit with appliances and a heavy worktop can be very heavy. A heavy load can stop the floor from expanding and contracting evenly. At best this can cause the floor to gap at walls or creak, at worst it can cause the floor to fill an expansion gap and lift off the subfloor completely, even causing structural damage. Kitchen units can be installed first with kick boards adjusted and provisional gaps made in end panels and plinths to slide the floor underneath.



Subfloor Check

Most importantly, the subfloor, the floor on which your flooring is being installed, should be fully prepared. It must be structurally supportive and free from any defective movement so that footfall does not cause the floor to move.

Checklist For Different Types of Subfloor

- Exposed joists should be covered with load bearing plywood, OSB or flooring grade chipboard
- Floorboards should be fully secured.
- Concrete screeds and levelling compounds must be fully cured and moisture checked.
- If levelling is required on a wooden suspended floor or floorboards, this can be achieved by relaying a suspended wooden floor and correcting levels under the structural layer. Or in some cases a layer of flexible fibre based levelling compound may be added.
- If levelling is required for a screeded floor, raised areas can be removed and or levelling compound can be used.
- If the subfloor is a combination of screed and suspended floors then it should be equalised with the addition of a fully bonded layer of 6 – 21mm plywood. If it cannot be covered like this then a provision for expansion joints should be used where two different surfaces meet. Transition profiles can be used to separate the two areas of wood flooring.

Final Checks

Importantly all these areas should be checked and tests should be carried out by the installer, relative humidity (RH) readings should be taken and moisture checks made on the subfloor. **Check our website more detailed installation guide or ask your installer.**

Once Your Flooring Arrives

Acclimatise Your Flooring

Your flooring should be carefully placed in the room it is to be installed in. The packs can be very heavy and easily damaged. Stack the packs and leave them in situ for at least 72 hrs. The packs are not airtight and should not be opened during this time as the wood acclimates to your home or the site conditions. Once opened, you may find that the planks can bow slightly along the length. This is fairly common but should not cause an issue once they are installed in a random staggered pattern.

Before You Use The Room

Before moving furniture back into the room, you should allow 24 hrs for the floor to settle. If joints were bonded with PVAC adhesive for a floated installation or if the floor was fully bonded to the subfloor with a flexible adhesive, both will be fully cured in 24 hrs. If your floor was secret nailed to the subfloor or it was a floated click/locking floor it should still be left for 24 hrs.

Commissioning Oiled Floors

With all types of oiled floor it may be wise to commission the surface with a coat of maintenance oil. This is especially important for oiled floors in high traffic areas such as kitchens or rooms with outside doors. This coat is usually applied by buffing machine which will heat up the surface of the floor and redistribute the existing oils and waxes in the pores of the wood, making it far easier to maintain in the future.

For more detailed advice and guides on installation scan this QR code and visit v4woodflooring.co.uk/support



Floor Care Tips

There is no other natural surface as beautiful and robust as a hardwood floor. Here are some useful tips to help you get the most from your wood flooring and keep it looking like new.

Regular cleaning

Daily and weekly cleaning consists of sweeping and vacuum cleaning. Sweep with a soft broom or dust-attracting flat head mop. Before you vacuum make sure the hard floor or parquet setting is selected and check for debris which could cause scratches. Floors can be periodically damp cleaned with an appropriate (pH neutral) spray cleaner and mop pad or a well wrung mop. Avoid use of excess moisture and standing water. **DO NOT** use a steam cleaner on any wood flooring.

Wipe up spills

Wipe up any liquid spills quickly with a non-abrasive , absorbent cloth or kitchen towel. Never allow spills to stay on the surface for any length of time. If moisture ingresses into the surface of your floor it may cause lasting damage. Oil and oil-fried food can react with oiled surfaces and should be wiped up directly.

Avoid wet wipes & builders' wipes

These contain harsh surface-active surfactants that can react with the oiled or lacquered finish and damage the wooden surface.

Using the right type of floor cleaner

Both lacquered and oiled finishes are semi-permeable allowing the wood to breathe. This means you should avoid using harsh chemical and abrasive cleaners on your hardwood or laminate wood floors. Many 'supermarket' brands claim to work well on all surfaces including wood floors but most should be avoided as they contain high acidic or caustic ingredients that will quickly compromise the lacquered or oiled surface of your floor, destroying the water and stain resistant properties.

Other cleaning techniques to avoid

Do not use any strong chemicals on the flooring, including washing up liquid, bleach, sugar-soap and any other abrasive cleaners. Do not use steam cleaners on the floor and limit the amount of water used when mopping the floor. Wood should only be cleaned with soft pads. The use of any abrasive pads, such as scouring pads, is not recommended.

Kitchen floors

Wood flooring is a great natural choice for kitchens and will perform well if properly cared for. Oak is particularly well suited as it is naturally anti-septic, and if regularly swept and vacuum cleaned, will not require the use of bleach or disinfectant. It is important to aware of how a wood should be cleaned and maintained to keep it stain and water resistant and in great condition.

Foot traffic

When possible avoid wearing outside shoes especially if wet or muddy. Stiletto heels may damage wood floor finish and regular traffic may cause compression marks on some wood species, and are not recommended for use on wood floors. Avoid heavy work boots with abrasive soles and thick treads which can retain abrasive objects such as gravel stones. In areas of high foot traffic pay special attention to daily cleaning and where possible use protective rugs and matting.

Protect from furniture

Use self-adhesive felt pads on flat furniture feet to protect the floor from excessive scratching, and use felt based castor cups under wheeled furniture. A purpose made polypropylene floor mat must be used below wheeled office chairs. Heavy scratching will break the surface causing damage to the timber by ingress of moisture from cleaning.

Entrance Matting

Internal and external matting at all entrances to the property will help prevent abrasive particles from being carried onto the floor, and avoid excessive wear.

Sunshine and the effects of UV light

Wood is a natural material and will react in different ways to UV light. In rooms with large windows, especially those which are south facing, special care should be taken to reposition furniture and rugs to ensure an even colour across the floor.



Canyon Oak, Alpine Collection

Household plants

A) Take care when watering not to spill water around the base of any planter. Avoid using metal trays as these can react with water and the natural tannins in oak to produce black watermarks.

B) A planter with soil soaked in water can cause the underside to be cold which can lead to condensation, so it is a good idea to use protective non-reactive plastic mats beneath pots and trays.

Pet care

A) Keep pets' claws well trimmed to avoid scratches and protect areas where they sleep to avoid damage from moisture and spills.

B) Always protect flooring around your pet's food and water bowls from spills and standing water.

Protection whilst decorating

A) When protecting your floor, use card or fabric dust sheeting and avoid covering with plastic or material that does not breathe as it can form condensation.

B) When using masking tape to paint round architrave and skirting, DO NOT leave any type of adhesive tape on the floor for longer than it takes to paint each coat. If left for more than a couple of hours, tape adhesive can react with the floor finish causing damage.

C) If paint is spilt, remember that cleaning fluids may damage the floor so avoid using these, instead use mild soap and a nylon brush to work away the paint.

Correct ambient conditions

During the life of the floor ambient humidity must be maintained within the range of 45% to 65% relative humidity (RH) and a room temperature between 18 to 24°C. This includes periods when the property is unoccupied, such as during holidays. Please note that high humidity may lead to warping and other issues, whilst excessive drying caused by high temperature &/ or low humidity may lead to splits and warping. Avoid rapid changes in temperature.

Wood Floors in Bathrooms

Whilst many people live happily with wood flooring in bathrooms, we do not recommend or guarantee our engineered or laminate wood floors for bathroom installation. Apart from water spills from showers and baths, the main problem is excessive humidity that can damage the wood causing it to swell and warp. It is worth also noting that harsh bathroom cleaners can damage oiled and lacquered wood surfaces.

Underfloor heating with wood flooring

Engineered flooring is extremely versatile and can be installed over underfloor heating (UFH). For best results we recommend using the underfloor heating at low and constant temperatures. When turning UFH on or off, do so gradually to avoid sudden changes in temperature. Avoid covering large areas with rugs which can cause over heating.

We are here to help with all things wood flooring

Email the team: enquiries@v4woodflooring.co.uk



How To Buy Our Floors For Your Home

We supply our floors through a network of retail partners and flooring specialists with showrooms across the UK and Ireland along with online stores.

Use our store locator to find your local showroom. Here you can see large format samples and get expert advice from experienced flooring specialists, who can survey your home and offer a professional installation service that will guarantee your perfect wood floor.

1.

Find your perfect wood floor...

All our products in one place

Visit our website to discover more about the different flooring formats and the wood finishes we offer.

Explore our product pages

These include image galleries and feature case studies where you can see floors in real homes and

Use our Room Visualiser

Upload pictures of your rooms to see flooring choices in your own space.

Order free samples

Once you have found your favourite products, make sure you order some free postal samples so you can touch and feel the wood. Samples are cuttings from stock and are a snapshot of the overall floor.

2.

See large samples and get expert advice...

Visit your local V4 showroom

Where possible, you should visit one of our nationwide V4 Retail Partner Showrooms, where you can view large format sample displays of the V4 Wood Flooring collections.

Visit the V4 Design Centre

Our design centre in Woking, Surrey houses the entire range of floors in large format samples, including the V4 Bespoke collections. Our design team are on hand expert advice to guide you to your perfect floor.

Scan this QR Code
and find your nearest
V4 showroom.



3.

Order your V4 Wood Flooring...

With expert installation

Find your local V4 Approved Retailer who will be able to offer you competitive rates for supply and installation if required. They have expert installers and will be able to visit your home to measure and give you advice and an accurate quote, all free of charge.

Or buy online

Our retail partners also sell online. So if you already have an experienced installer, it is easy to purchase online for supply only. Simply search V4 Wood Flooring.

Scan this QR Code
and discover your
local V4 Retailer.





How To Buy Our Floors For Commercial Projects

Our commercial and specification team are available to help with any sized enquiry. With expert knowledge and technical advice, our team can work with you to make sure you get the right product for your specification.



Contact our commercial team to arrange free sampling or a consultation at our design centre, email design@v4woodflooring.co.uk or call **01276 859111**

**RESIDENTIAL****RESTAURANT****BAR****RETAIL****HOTEL****WORKSPACE**



**Designer's
Sample Box**

Our sample box is available for designers and specifiers. If you would like to order a box for your next project, or for reference in your product library, please contact our commercial team by email at **design@v4woodflooring.co.uk** or call **01276 858111**.

We're here To help with All things Wood Flooring

For Your Home

01276 488099

enquiries@v4woodflooring.co.uk

Commercial Enquiry

01276 859111

design@v4woodflooring.co.uk

Sales Office Hours

Monday to Friday 9am - 5.30pm

V4 Design Centre

01276 859113

showroom@v4woodflooring.co.uk

V4 Design Centre Open Hours

Monday to Friday 9am - 5pm

Saturday 10am - 4pm

V4 Design Centre & HQ

V4 Wood Flooring

Greenbays Park

Carhouse Lane

Horsell, Surrey

GU21 4YP

United Kingdom

Website

www.v4woodflooring.co.uk



V4 Design Centre, Woking

Carbon Neutral Printing

To help reduce its impact on the environment, this brochure was produced with carbon neutral printing. With that in mind we ask you to please recycle, or reuse by sharing it with friends, family and colleagues. Thank you for your support.



bring nature inside